

# A LEGACY OF **BUS INNOVATIONS**

VERSATILE | **QUALITY** | DURABLE | STYLE  
**VALUE** | SERVICE | **SPECIALIZED**  
LONGEVITY | **SAFETY** | COMFORT | INNOVATIVE




**D-SERIES**  
**CT-SERIES**  
**S-SERIES**

1-855-628-MBUS  
MBCBUS.COM



**MICRO BIRD**  
COMMERCIAL


Micro Bird Commercial, a division of Micro Bird Inc., designs and manufactures a complete line of commercial buses for up to 28 passengers.



Our buses are purpose built for tours, assisted living, public transit, shuttle markets and many more.



Since 1966, Micro Bird Inc. has continued to set industry standards with its innovative design, quality and safety; creating value for its customers.



# FEATURES AND BENEFITS

## D-SERIES | CT-SERIES | S-SERIES

### BUILT TO LAST STRUCTURE

- One-piece galvanized steel roof bows enhance safety and roll over protection
- Aluminum side body panels for longevity and low repair costs
- Reinforced step well for better stability

### ENHANCED PASSENGER SAFETY

- Heavy-gauge steel side impact barriers that incorporate the seat rail into the design for extra strength
- Reinforced rear door and buffer zone for rear impact (D-Series)

### REDUCED OPERATING AND MAINTENANCE COSTS

- Gravel shield for added body protection and increased vehicle longevity (D-Series)
- Standard LED exterior lights

#### Double action energy absorbing body mounting blocks:

- Absorb road vibration
- Reduce noise transfer to the interior cabin
- Provide smoother passenger ride
- Prevent frame collapse
- Eliminate the need for periodic tightening of body bolts.

### MAXIMUM VISIBILITY

- Fully-glassed entrance door and unobstructed "More-View" window
- Standard 32" electric double-opening door

### SUPERIOR INSULATION AND QUIETNESS

- Fiberglass insulation throughout
- Insulated hat shaped roof bows
- Noise transfer reduced inside passenger compartment
- Prevents condensation and corrosion

### INCREASED PASSENGER COMFORT

#### Wide Body:

- Creates a wide center aisle
- Offers more room for passengers

### BETTER PROTECTION AGAINST THE ELEMENTS

#### Completely sealed floor:

- Ensures that all exterior elements, including dust, moisture and noise, remain outside the passenger compartment
- Use of high quality exterior grade plywood
  - Screwed on galvanized steel or aluminum subfloor
  - Sound deadening undercoating is applied over and underneath the metal subfloor prior to plywood installation

### ALSO AVAILABLE:

#### DS-Series, CTS-Series and SS-Series :

All our commercial buses are also available with special needs options. There is a wide variety of seat plans offered to meet your needs.

« WITH OVER 30,000 BUSES BUILT TO DATE, WE ARE COMMITTED TO OFFERING THE HIGHEST LEVEL OF QUALITY IN OUR PRODUCTS. »

# D-SERIES

6 LONGITUDINAL  
STRUCTURAL BEAMS



PROpane  
D-SERIES &  
DS-SERIES  
PROPANE-POWERED

D-Series 25 passengers + rear luggage

## D-SERIES VEHICLES



D-Series DLX



D-Series



D-Series Specialty



DS-Series Para-Transit

## S-SERIES



SS-Series



S-Series DLX

# CT-SERIES

CONTEMPORARY  
BUS DESIGN



CT-Series DLX

## EXCLUSIVE CT-SERIES

### INCREASED SAFETY

- Encased capless fuel filler

### MAINTENANCE FRIENDLY

- Accessible wiring and electrical compartment
- Accessible engine compartment



CTS-Series

### MAXIMUM VISIBILITY

- Innovative More-View design PATENT PENDING
- A commanding view of the road and vehicle environment

### SUPERIOR FUEL ECONOMY AND PERFORMANCE

- Narrow body width
- Responsive power
- Low-end acceleration & high-end efficiency (6-speed automatic transmission)
- Aerodynamic design

FUEL  
ECONOMY

UP TO

**38 %**

BETTER FUEL  
ECONOMY

than other shuttle bus chassis

# OPTIONS AND SPECIFICATIONS

A WIDE RANGE OF OPTIONS AND SEAT PLANS TO BETTER ACCOMMODATE YOUR NEEDS.

	D-SERIES	D-SERIES	D-SERIES	D-SERIES	DS-SERIES	DS-SERIES	CT-SERIES & CTS-SERIES	S-SERIES & SS-SERIES
	Ford   GM	Ford   GM	Ford   GM	Ford	Ford   GM	Ford   GM	Ford Transit	Ford   GM
<b>Exterior length overall</b>	257"   262"	283"   289"	315"   312"	346"	283"   289"	315"   312"	273"	248"   254"
<b>Exterior width overall</b>	96"	96"	96"	96"	96"	96"	86"	86"
<b>Exterior height overall</b>	111"	113"	113"	113"	118"	118"	106"	110"
<b>Interior width at hip</b>	93"	93"	93"	93"	93"	93"	82"	82"
<b>Interior height at center line</b>	76"	76"	76"	76"	76"	76"	74"	74"
<b>Wheelbase</b>	138"   139"	158"   159"	190"   191"	216"	158"   159"	176"   177"	156"	138"   139"
<b>Engine</b>	6,8L GAS   6,0L GAS						3,7L V6   3,2L I5 DIESEL	6,8L GAS   4,8L - 6,0L GAS
<b>Transmission</b>	6-SPEED AOD						6-SPEED AOD W   SELECTSHIFT	6-SPEED AOD
<b>GVWR</b>	11,500# - 12,500# - 14,500#   12,300# - 14,200#						9500# - 10360#	10,050#   10,100#
<b>Fuel tank</b>	40G - 55G   33G - 47G						25G	40G   33G

## POPULAR OPTIONS

- Executive and luxury seating
- Fully upholstered automotive interior finish
- Storm / Thermal windows
- Dark tint panoramic windows
- Front cap bay view window
- 110V / USB power outlets
- Metallic grey exterior paint
- Extra wide and stylish rear view window
- Flat screen TV
- Special needs options
- Mor/Ryde suspension
- Destination sign
- Back up camera in rearview mirror



Luggage compartment



Rear luggage rack



Extra wide rear view window



Up to 82K BTU A/C



Dark tint panoramic windows

MBC-02-16


## SEAT PLANS



25 passengers + 2 w/c (D-Series)



28 passengers (D-Series)



12 passengers + 2 w/c (DS-Series)



14 passengers + luggage (CT-Series)



9 passengers + 1 w/c (CTS-Series)



17 passengers (CT-Series)

absolu.ca

1-855-628-MBUS  
MBCBUS.COM



**MICRO BIRD**  
COMMERCIAL